

SAN MARINO

1929

Serie ordinaria

5 c.

10 c.

15 c.

20 c.

25 c.

30 c.

50 c.

75 c.

1 L.

1,25 L.

1,75 L.

2 L.

2,50 L.

3 L.

3,70 L.

5 L.

10 L.



15 L.

20 L.

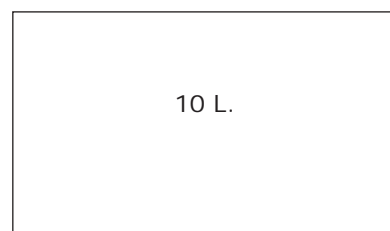
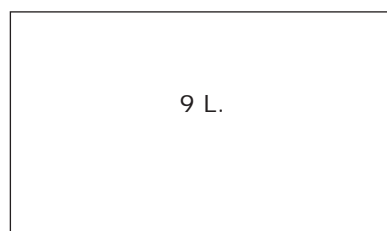
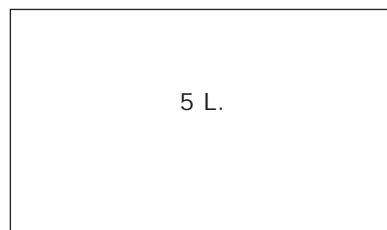

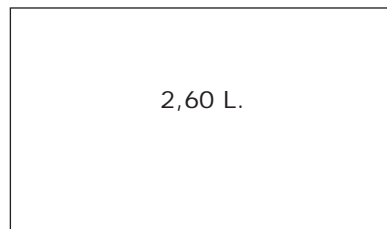


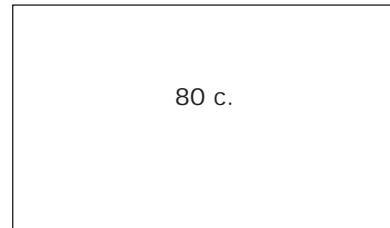
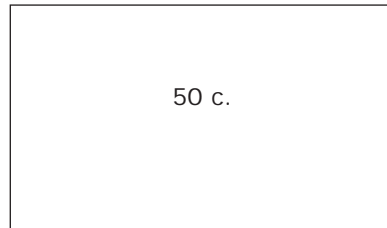
SAN MARINO

1929/1931

1929 - Espressi



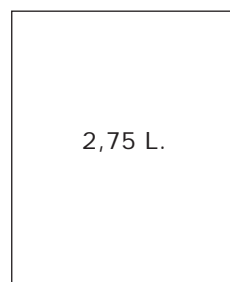



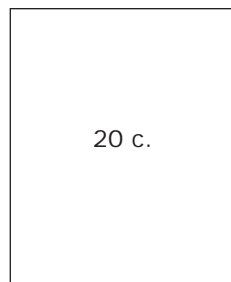
1931 - Posta aerea




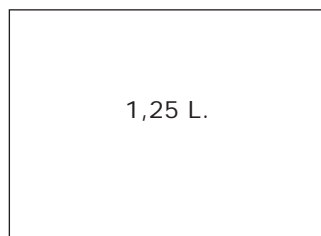

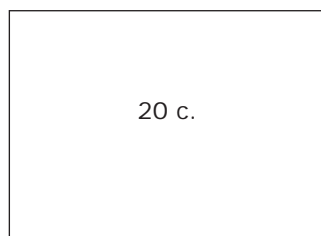
SAN MARINO

1932

Inaugurazione del palazzo della posta



Inaugurazione della ferrovia Rimini-San Marino



SAN MARINO

1932

Giuseppe Garibaldi

10 c.

20 c.

25 c.

50 c.

75 c.

1,25 L.

2,75 L.

5 L.

SAN MARINO

1933

Crociera del dirigibile Zeppelin

3 L. su 50 c.

5 L. su 80 c.

10 L. su 1 L.

12 L. su 2 L.

15 L. su 2,60 L.

20 L. su 3 L.

Convegno filatelico

25 c.
su 2,75 L.

50 c.
su 1,75 L.

75 c.
su 2,75 L.

1,25 L.
su 1,75 L.

SAN MARINO

1934

Mostra filatelica

25 c.
su 1,25 L.

50 c.
su 1,75 L.

75 c.
su 50 c.

1,25 L.
su 20 c.

Palazzo della posta, sovrastampati

3,70 L.
su 1,25 L.

3,70 L.
su 2,75 L.

SAN MARINO

1935

Fondazione dei fasci

5 c.

10 c.

20 c.

25 c.

50 c.

75 c.

1,25 L.

SAN MARINO

1935

Melchiorre Delfico

5 c.

7,5 c.

10 c.

15 c.

20 c.

25 c.

30 c.

50 c.

75 c.

1,25 L.

1,50 L.

1,75 L.